

PEW-TEMPLETON  
**GLOBAL RELIGIOUS FUTURES**  
 PROJECT

Federated States of  
 Micronesia

Compare Federated States of Micronesia



**CAPITAL**  
 Palikir

**POPULATION (2010)**  
 110,000

**ANNUAL POPULATION GROWTH RATE (2000-2010)**  
 0.4%

**POPULATION GAIN (2000-2010)**  
 4,000

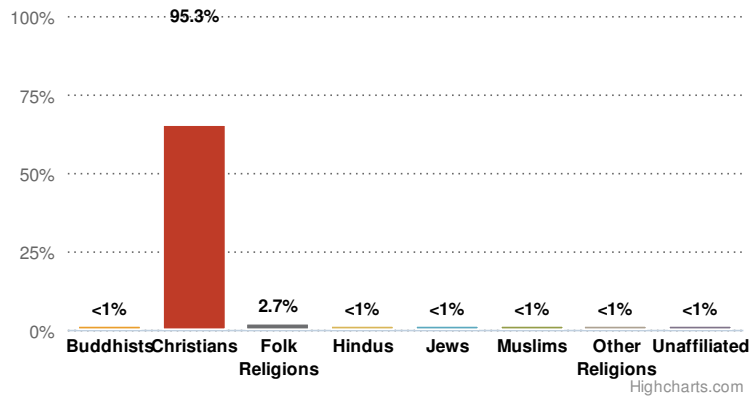
**GDP PER CAPITA**  
 \$7,242 (US)

**LITERACY**  
 92.4% of adult population

**LIFE EXPECTANCY (2010)**  
 69.3

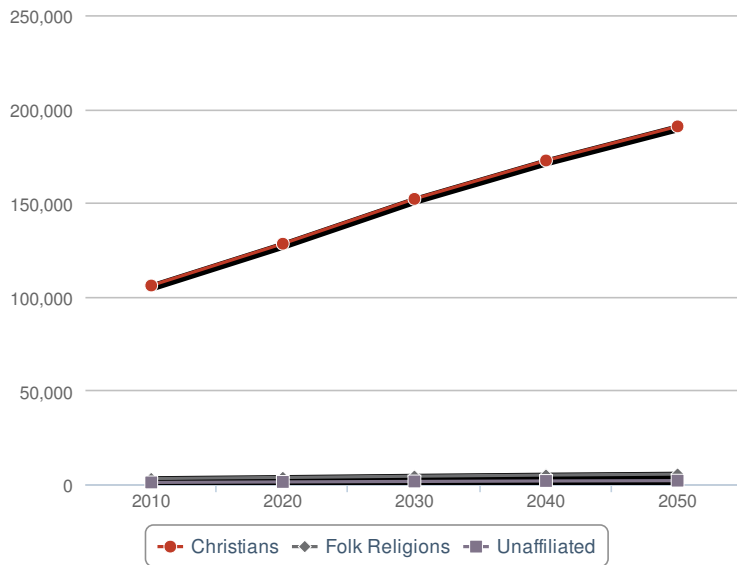
Source: Population data from United Nations (updated May 2011); 2005 GDP per capita (in 2005 PPP \$) from 2007/2008 U.N. Human Development Report; Literacy rate for 2000 from 2007 Britannica

**Religious Affiliation (2010 - All Religious Groups)**



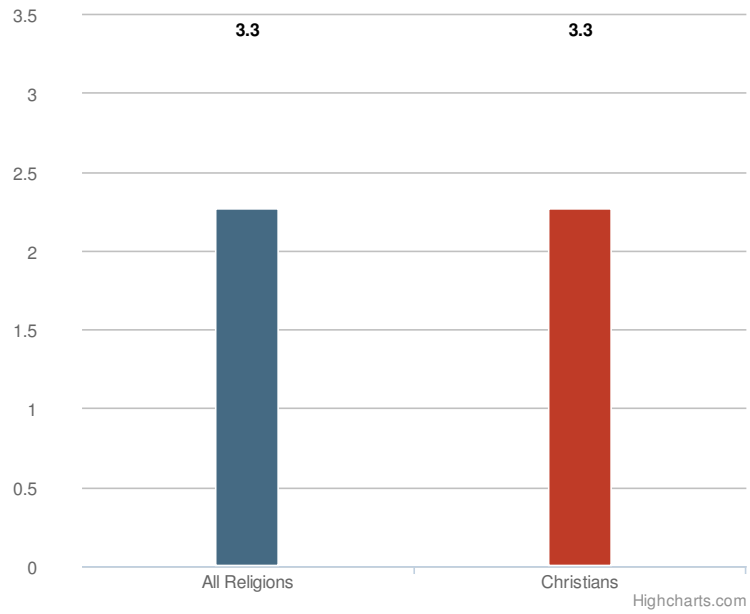
**Religious Affiliation Over Time**

Folk Religions, Christians, Unaffiliated



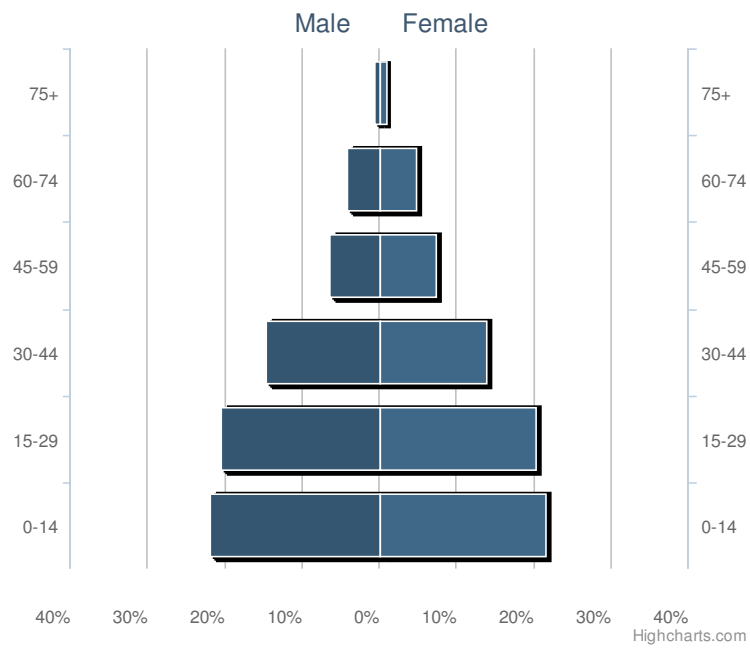
Source: The Future of World Religions: Population Growth Projections, 2010-2050

### Fertility Rate (TFR) (2010-2015)



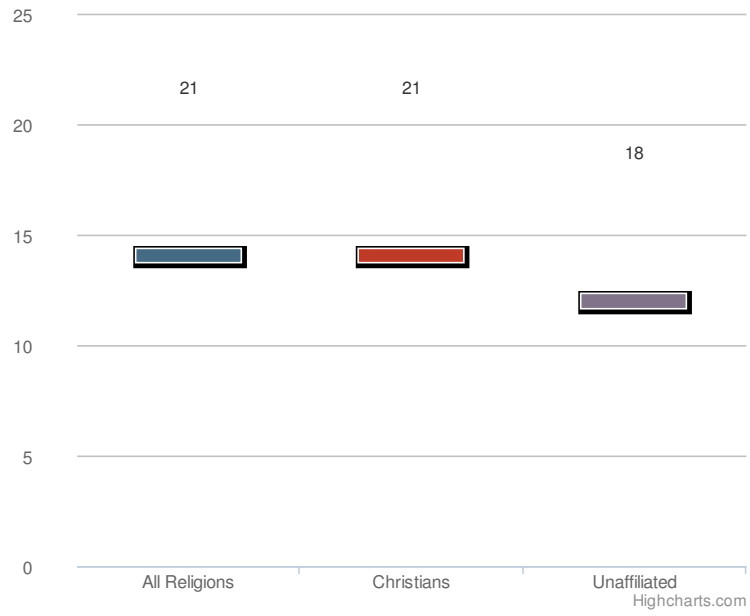
Source: The Future of World Religions: Population Growth Projections, 2010-2050

### Age & Gender Structure (2020 - All Religions)



Source: The Future of World Religions: Population Growth Projections, 2010-2050

## Median Age (2010)



For more please visit [www.globalreligiousfutures.org](http://www.globalreligiousfutures.org)

© Pew Research Center 2016