

PEW-TEMPLETON
GLOBAL RELIGIOUS FUTURES
 PROJECT

India



CAPITAL

New Delhi

POPULATION (2010)

1,224,610,000

ANNUAL POPULATION GROWTH RATE (2000-2010)

1.5%

POPULATION GAIN (2000-2010)

170,716,000

GDP PER CAPITA

\$3,452 (US)

LITERACY

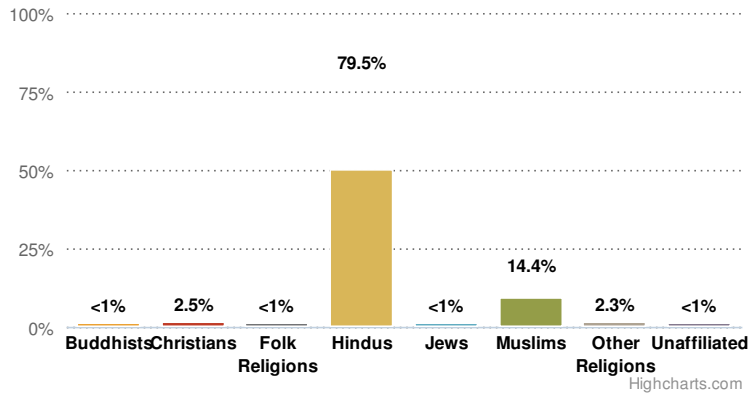
62.8% of adult population

LIFE EXPECTANCY (2010)

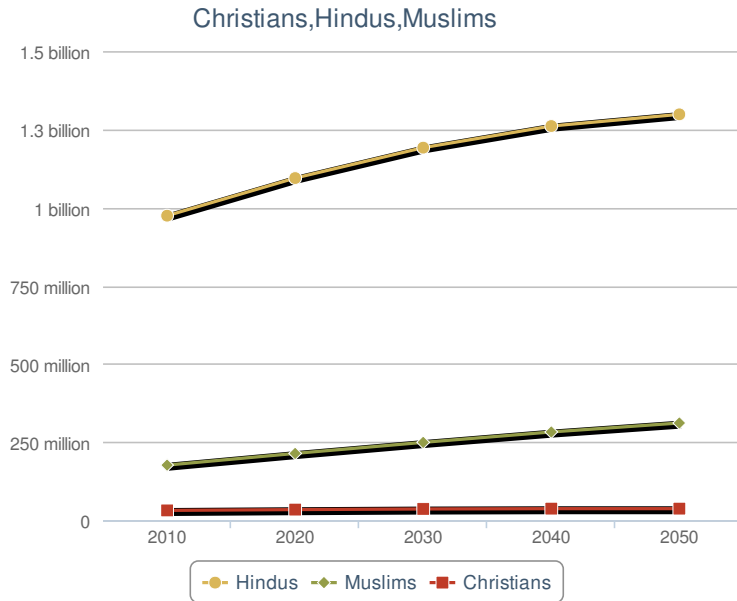
66.0

Source: Population data from United Nations (updated May 2011); 2005 GDP per capita (in 2005 PPP \$) from 2007/2008 U.N. Human Development Report; Literacy rate for 2012 from U.N. Organization for Education, Science and Culture

Religious Affiliation (2010 - All Religious Groups)

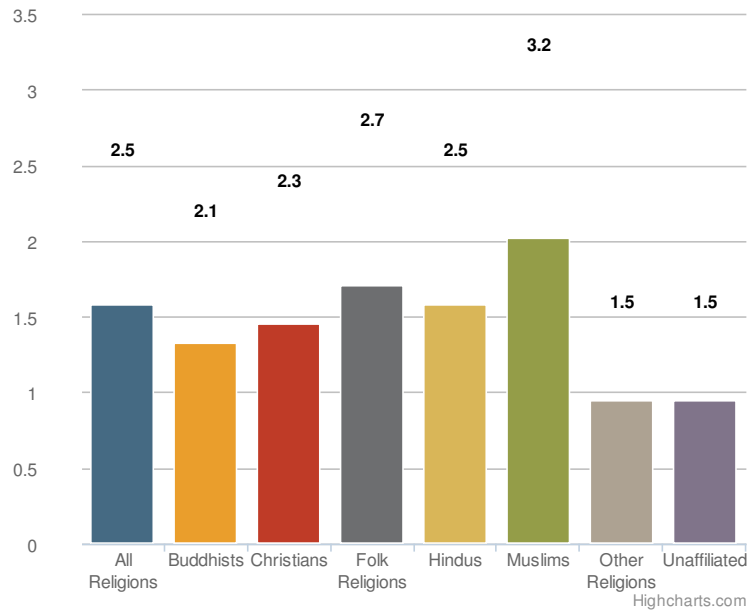


Religious Affiliation Over Time



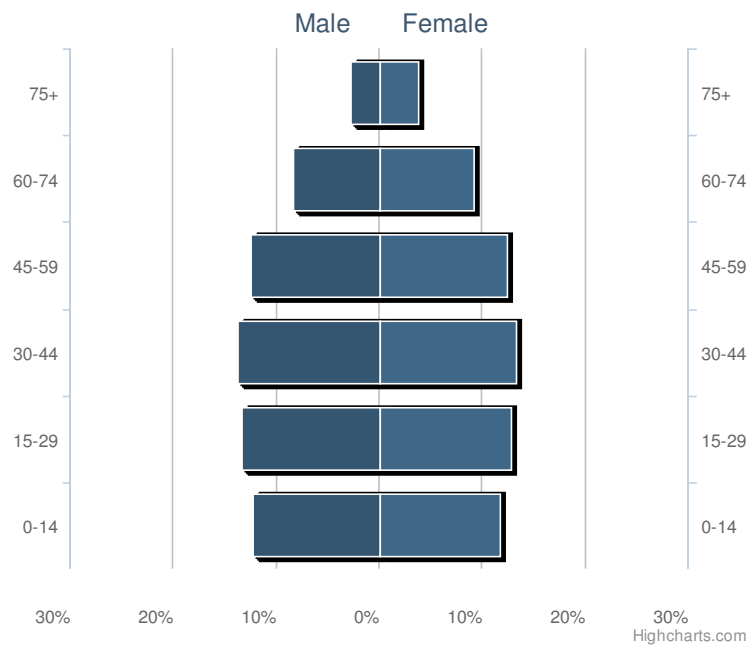
Source: The Future of World Religions: Population Growth Projections, 2010-2050

Fertility Rate (TFR) (2010-2015)



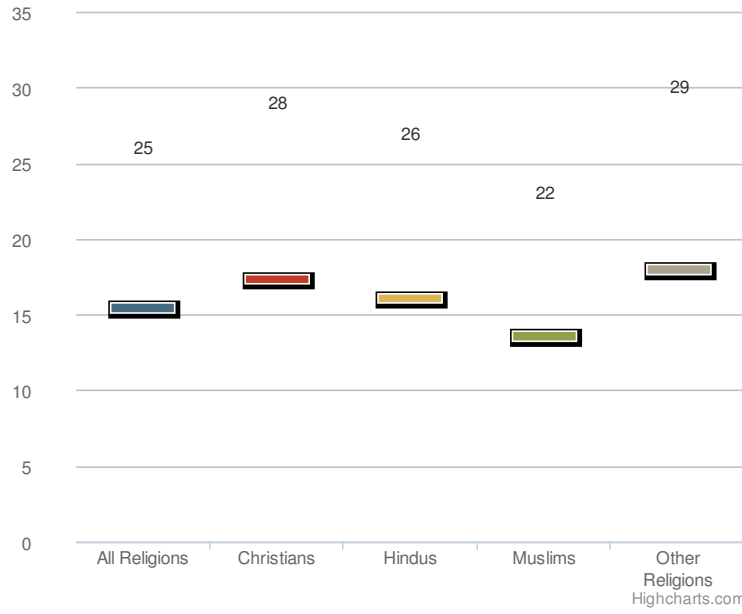
Source: The Future of World Religions: Population Growth Projections, 2010-2050

Age & Gender Structure (2050 - All Religions)



Source: The Future of World Religions: Population Growth Projections, 2010-2050

Median Age (2010)



Source: The Global Religious Landscape

For more please visit www.globalreligiousfutures.org

© Pew Research Center 2016