

PEW-TEMPLETON  
**GLOBAL RELIGIOUS FUTURES**  
 PROJECT

Thailand



**CAPITAL**

Bangkok

**POPULATION (2010)**

69,120,000

**ANNUAL POPULATION GROWTH RATE (2000-2010)**

0.9%

**POPULATION GAIN (2000-2010)**

5,967,000

**GDP PER CAPITA**

\$8,677 (US)

**LITERACY**

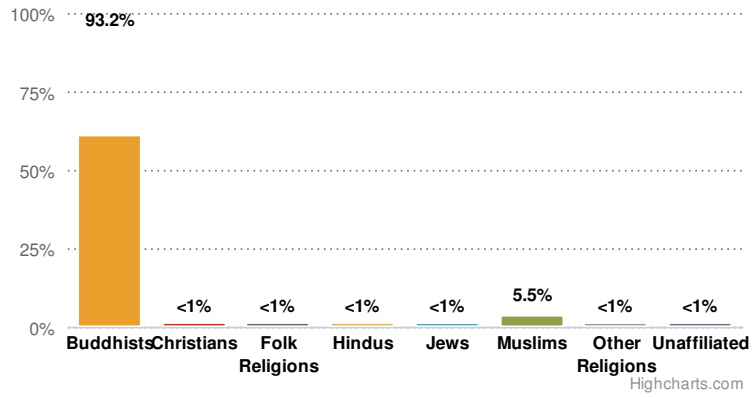
93.5% of adult population

**LIFE EXPECTANCY (2010)**

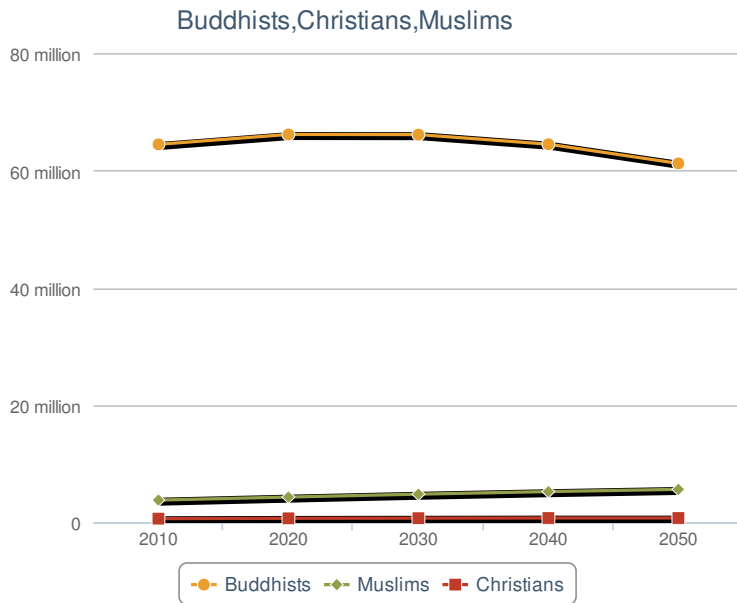
74.4

Source: Population data from United Nations (updated May 2011); 2005 GDP per capita (in 2005 PPP \$) from 2007/2008 U.N. Human Development Report; Literacy rate for 2012 from U.N. Organization for Education, Science and Culture

**Religious Affiliation (2010 - All Religious Groups)**

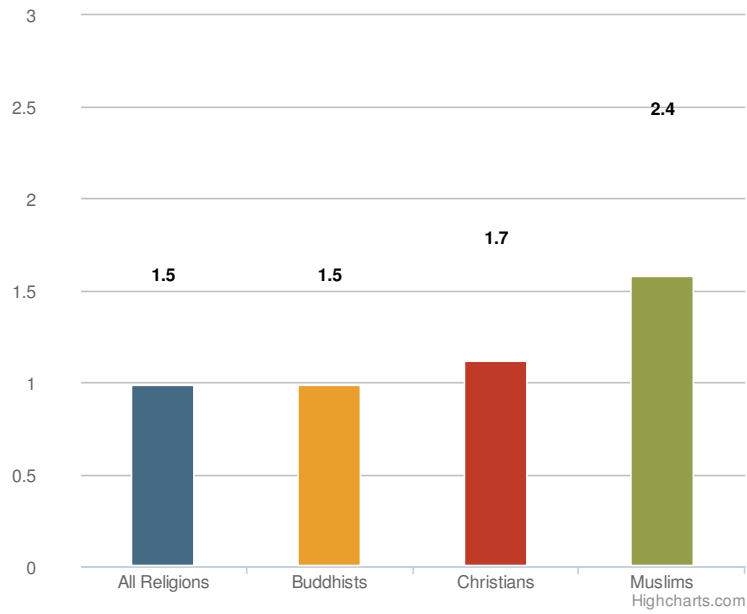


**Religious Affiliation Over Time**



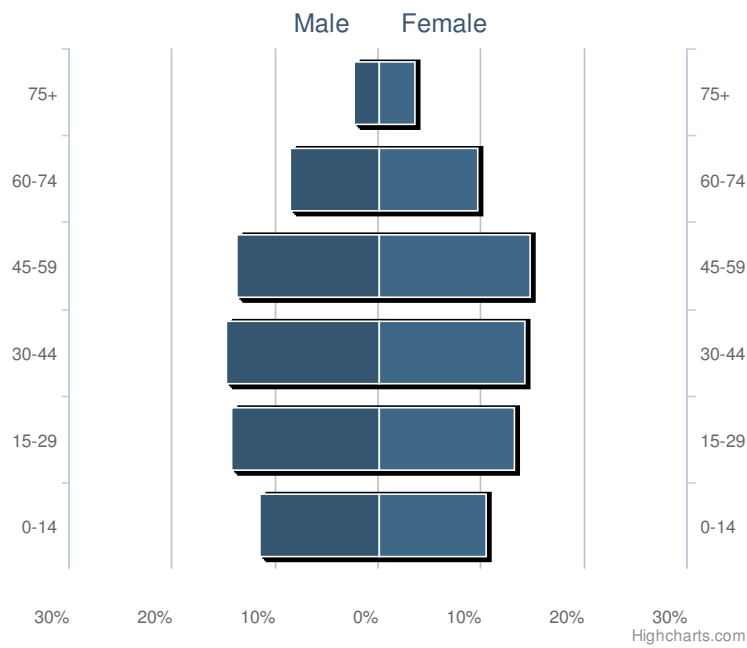
Source: The Future of World Religions: Population Growth Projections, 2010-2050

### Fertility Rate (TFR) (2010-2015)



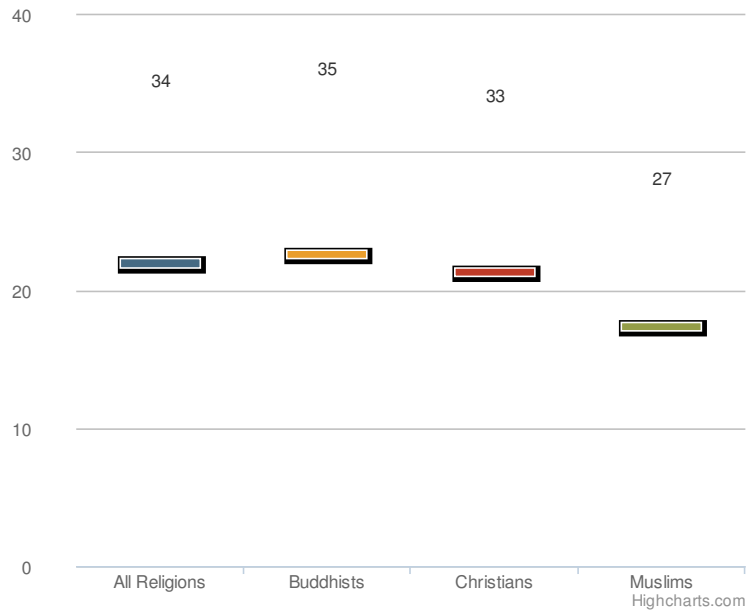
Source: The Future of World Religions: Population Growth Projections, 2010-2050

### Age & Gender Structure (2020 - All Religions)



Source: The Future of World Religions: Population Growth Projections, 2010-2050

### Median Age (2010)



For more please visit [www.globalreligiousfutures.org](http://www.globalreligiousfutures.org)

© Pew Research Center 2016